

Shadé





Finitura decorativa metallizzata

Shadé è una finitura decorativa metallizzata, a base acquosa e coprente. Di grande effetto ed eleganza, è disponibile in 2 versioni: **S-Sabbiata** per applicazioni a pennello e **L-Liscia** a rullo o a spruzzo.

Decorative effect metallic paint

Shadé is a striking and vibrant, waterborne metallic effect finish with good hide, available in either type **S-Sandy** effect, to achieve a lightly textured decorative design or type **L-Smooth** finish for roller or spray applications.

Peinture de finition métallisée

Shadé est une peinture décorative métallisée en phase aqueuse, disponible en 2 versions : **S-Sablé**, légèrement rugueuse, permettant de créer des effets de matières, et **L-Lisse** pour application à la brosse ou par projection.




ORO S

Shadé S base oro applicazione ad "isole"



ORO L



ARG S


Shadé S base argento applicazione "striata"




DTX01 1/3 tinter in 750ml Shadé S oro




DTX02 1/3 tinter in 750ml Shadé S oro




DTX03 1/3 tinter in 750ml Shadé S oro



DTX04 1/3 tinter in 750ml Shadé S oro



DT01 1/3 tinter in 750ml Shadé S arg




DT02 1/3 tinter in 750ml Shadé S arg



DTX05 1/3 tinter in 750ml Shadé S oro




DTX06 1/3 tinter in 750ml Shadé S oro



DTX07 1/3 tinter in 750ml Shadé S oro



DTX08 1/3 tinter in 750ml Shadé S oro



DT06 1 tinter in 750ml Shadé S arg



DT08 1 tinter in 750ml Shadé S arg




DT01 1 tinter in 750ml Shadé S oro




DT05 1 tinter in 750ml Shadé S oro




DT07 1 tinter in 750ml Shadé S oro



DT11 1 tinter in 750ml Shadé S oro




DT10 1 tinter in 750ml Shadé S arg



DT11 1/3 tinter in 750ml Shadé S arg




DT13 1/3 tinter in 750ml Shadé S oro




DT13 1 tinter in 750ml Shadé S oro




DT14 1 tinter in 750ml Shadé S oro



DT18 1 tinter in 750ml Shadé S oro



DT14 1/3 tinter in 750ml Shadé S arg




DT15 1 tinter in 750ml Shadé S arg




DT19 1 tinter in 750ml Shadé S oro




DT20 1/3 tinter in 750ml Shadé S oro




DT20 1 tinter in 750ml Shadé S oro



DT21 1/3 tinter in 750ml Shadé S oro




DT18 1/3 tinter in 750ml Shadé S arg




DT18 1 tinter in 750ml Shadé S arg




DT21 1 tinter in 750ml Shadé S oro




DT22 1 tinter in 750ml Shadé S oro




DT23 1/3 tinter in 750ml Shadé S oro




DT23 1 tinter in 750ml Shadé S oro



DT21 1 tinter in 750ml Shadé S arg



DT22 1/3 tinter in 750ml Shadé S arg



ARG L



ALL S

Shadé S base alluminio applicazione "striata"




ALL L




DT02 1 tinter in 750ml Shadé S arg




DT05 1/3 tinter in 750ml Shadé S arg




DTX01 1/6 tinter in 750ml Shadé S all




DTX02 1/6 tinter in 750ml Shadé S all




DTX03 1/6 tinter in 750ml Shadé S all




DTX04 1/6 tinter in 750ml Shadé S all




DT09 1 tinter in 750ml Shadé S arg




DT10 1/3 tinter in 750ml Shadé S arg




DTX05 1/6 tinter in 750ml Shadé S all



DTX06 1/6 tinter in 750ml Shadé S all



DTX07 1/6 tinter in 750ml Shadé S all




DTX08 1/6 tinter in 750ml Shadé S all



DT12 1/3 tinter in 750ml Shadé S arg




DT13 1/3 tinter in 750ml Shadé S arg




DT01 2/3 tinter in 750ml Shadé S all



DT02 1 tinter in 750ml Shadé S all



DT05 2/3 tinter in 750ml Shadé S all




DT08 1 tinter in 750ml Shadé S all




DT16 1/3 tinter in 750ml Shadé S arg




DT17 1 tinter in 750ml Shadé S arg




DT09 1 tinter in 750ml Shadé S all



DT11 2/3 tinter in 750ml Shadé S all



DT12 1 tinter in 750ml Shadé S all



DT13 2/3 tinter in 750ml Shadé S all




DT19 1/3 tinter in 750ml Shadé S arg




DT20 1/3 tinter in 750ml Shadé S arg




DT14 1 tinter in 750ml Shadé S all



DT15 2/3 tinter in 750ml Shadé S all



DT18 2/3 tinter in 750ml Shadé S all



DT19 2/3 tinter in 750ml Shadé S all




DT22 1 tinter in 750ml Shadé S arg



DT23 1/3 tinter in 750ml Shadé S arg




DT20 2/3 tinter in 750ml Shadé S all



DT21 2/3 tinter in 750ml Shadé S all



DT22 1/3 tinter in 750ml Shadé S all



DT23 1/3 tinter in 750ml Shadé S all



SHAR 601



SHAR 602



SHAR 603



SHAR 604



SHAR 605



SHAR 606




SHAR 607




SHAR 608



SHAR 609



SHAR 610



SHAR 611



SHAR 612



SHAR 613



SHAR 614



SHAR 615



SHAR 616



SHAR 617



SHAR 618




SHAR 619



SHAR 620



SHAR 621



SHAR 622



SHAR 623



SHAR 624




SHAR 625




SHAR 626



SHAR 627



SHAR 628



SHAR 629



SHAR 630



SHAR 631



SHAR 632



SHAR 633



SHAR 634




SHAR 635




SHAR 636




SHAR 637




SHAR 638




SHAR 639



SHAR 640



SHAR 641




SHAR 642




SHAR 643




SHAR 644



SHAR 645



SHAR 646



SHAR 647



SHAR 648




SHAR 649



SHAR 650



SHAR 651



SHAR 652



SHAR 653



SHAR 654




SHAR 655




SHAR 656



SHAR 657



SHAR 658



SHAR 659



SHAR 660



SHAR 661



SHAR 662



SHAR 663



SHAR 664




SHAR 665




SHAR 666




SHAR 667




SHAR 668



SHAR 669



SHAR 670



SHAR 671



SHAR 672




SHAR 673



SHAR 674



SHAR 675



SHAR 676



SHAR 677



SHAR 678



SHAR 679




SHAR 680



SHAR 681



SHAR 682



SHAR 683




SHAR 684




SHAR 685




SHAR 686



SHAR 687



SHAR 688



SHAR 689




SHAR 690




SHAR 691




SHAR 692



SHAR 693



SHAR 694



SHAR 695



SHAR 696




SHAR 697




SHAR 698



SHAR 699



SHAR 700



SHAR 701



SHAR 702



SHAR 703




SHAR 704



SHAR 705



SHAR 706



SHAR 707



SHAR 708




SHAR 709




SHAR 710




SHAR 711



SHAR 712




SHAR 713



SHAR 714




SHAR 715



SHAR 716




SHAR 717



SHAR 718



SHAR 719



SHAR 720




SHOR 601



SHOR 602



SHOR 603



SHOR 604



SHOR 605



SHOR 606




SHOR 607




SHOR 608




SHOR 609



SHOR 610



SHOR 611



SHOR 612



SHOR 613



SHOR 614



SHOR 615




SHOR 616



SHOR 617




SHOR 618




SHOR 619




SHOR 620




SHOR 621



SHOR 622



SHOR 623



SHOR 624



SHAL 601



SHAL 602



SHAL 603



SHAL 604



SHAL 605



SHAL 606



SHAL 607



SHAL 608



SHAL 609



SHAL 610



SHAL 611



SHAL 612



SHAL 613



SHAL 614




SHAL 615



SHAL 616




SHAL 617




SHAL 618




SHAL 619




SHAL 620




SHAL 621



SHAL 622



SHAL 623



SHAL 624



SHAL 625



SHAL 626



SHAL 627



SHAL 628



SHAL 629



SHAL 630



SHAL 631




SHAL 632




SHAL 633



SHAL 634



SHAL 635



SHAL 636




SHAL 637



SHAL 638



SHAL 639



SHAL 640




SHAL 641




SHAL 642




SHAL 643




SHAL 644



SHAL 645




SHAL 646



SHAL 647



SHAL 648



Shadé

Finitura decorativa metallizzata

Campo d'impiego: qualsiasi superficie interna opportunamente trattata.

Applicazione:

- **Shadé S-Sabbia:** stendere il prodotto col pennello nella direzione desiderata avendo cura di effettuare il movimento sempre nello stesso senso andando, man mano, a coprire tutta la superficie. Una mano è normalmente sufficiente per ottenere la finitura ottimale.
- **Shadé L-Liscia:** 2 mani, a rullo di pelo raso o corto, sono generalmente sufficienti per ottenere la copertura totale. Si ottengono risultati ottimali con la seconda mano applicata a spruzzo.

Prima dell'applicazione, consultare le Schede Tecniche dei prodotti e i video dimostrativi sul sito www.adicolor.it

Decorative effect metallic paint

Intended use: for any interior surface adequately treated.

Application:

- **Shadé S-Sandy effect:** apply the product with a firm brush in the desired direction and continue with the same movements on the entire surface creating the chosen decoration. One coat is usually sufficient for a good finish.
- **Shadé L-Smooth finish:** Apply with a short-pile roller. Generally two coats are sufficient for a good opacity. Good results can also be achieved applying the second coat by spray.

Prior to application, consult the Technical Data Sheets of the products and view the tutorial videos on www.adicolor.it

Peinture de finition métallisée

Utilisation: sur toutes les surfaces intérieures déjà traitées au préalable

Application:

- **Shadé S-Sablé:** appliquer avec la brosse dans la direction choisie en faisant attention d'effectuer le mouvement toujours dans la même direction, en couvrant toute la surface. D'habitude une couche est suffisante pour obtenir la finition optimale
- **Shadé L-Lisse:** Appliquer à l'aide d'un rouleau à poils courts, deux ou plusieurs couches. Effet optimal est obtenu en appliquant la 2ème couche par projection.

Avant l'application, consulter les Fiches Techniques des produits et les tutoriels vidéos sur www.adicolor.com.



Per interni
For interiors
Pour intérieur



$S \approx 6-8 \text{ m}^2/\ell$
 $L \approx 10-12 \text{ m}^2/\ell$
Resa per mano
Yield per coat
Rendement par couche



Codici "DT"
= con Tinter
Codici "SH"
= a tintometro



$L \approx$ a spruzzo
max 12%
Diluizione:
pronta all'uso
Thinning:
ready to use
Dilution:
prêt à l'emploi



$> 4-6 \text{ h}$
Essiccazione
completa
Drying time
thoroughly dry
Séchage
complet

Codici "DT"
= by Tinters
Codici "SH"
= in tinting system

Codici "DT"
= par Tinters
Codici "SH"
= par système à teinter



Metallisierte Dekoausführung

Anwendungsbereich: Alle angemessen vorbereiteten Flächen im Innenbereich.

Anwendung:

- **Shadé S-Sabbiata:** Das Produkt mit dem Pinsel in die gewünschte Richtung auftragen. Dabei die Bewegung immer in dieselbe Richtung ausführen, bis die ganze Oberfläche bedeckt ist. Eine Schicht reicht normalerweise aus, um eine optimale Ausführung zu erzielen.
- **Shadé L-Liscia:** 2 mit einer glatten- oder Kurzhaarrolle aufgetragene Schichten reichen normalerweise aus, um die ganze Oberfläche zu bedecken. Optimale Ergebnisse können erzielt werden, wenn die 2. Schicht aufgespitzt wird.

Vor der Anwendung das Technische Datenblatt der Produkte durchlesen und die Demovideos in der Internetseite www.adicolor.it ansehen.

Acabado decorativo metalizado

Campo de uso: cualquier superficie interna oportunamente tratada.

Aplicación:

- **Shadé S-Arenado:** aplicar el producto con el pincel en la dirección deseada, prestando atención a realizar el movimiento siempre en el mismo sentido y cubriendo mientras tanto toda la superficie. Una mano normalmente resulta suficiente para obtener el acabado óptimo.
- **Shadé L-Lisa:** 2 manos, con rodillo de pelo raso o corto, normalmente son suficientes para obtener la cobertura total. Se obtiene resultados óptimos con la segunda mano aplicada con chorro.

Antes de la aplicación, consultar las Fichas Técnicas de los productos y los videos demostrativos en la página web www.adicolor.it.

Acabamento decorativo metalizado

Onde aplicar: em qualquer superfície interna oportunamente tratada.

Aplicação:

- **Shadé S-Sabbiata:** passar o produto com o pincel na direção desejada, tendo o cuidado de efetuar o movimento sempre no mesmo sentido, cobrindo aos poucos toda a superfície. Uma demão é normalmente suficiente para obter um acabamento ótimo.
- **Shadé L-Liscia:** 2 demãos, de rolo com pelo baixo ou curto, geralmente são suficientes para obter a cobertura total. Resultados ótimos são obtidos com a aplicação de a 2ª demão por pulverização.

Antes da aplicação consultar as Fichas Técnicas do produto e os videos demonstrativo no site www.adicolor.it

Декоративная металлизированная отделка

Область применения: любая внутренняя поверхность, подготовленная надлежащим образом.

Нанесение:

- **Shadé S-Sabbiata:** распределить краску с помощью кисти в нужном направлении, выполняя движения в одном и том же направлении, постепенно покрывая всю поверхность. Обычно достаточно одного раза для достижения оптимального результата.
- **Shadé L-Liscia:** нанести два слоя роликом с коротким ворсом. Обычно два раза достаточно для получения полного покрытия. Оптимальные результаты достигаются, если второй слой наносить распылением.

Перед применением ознакомьтесь с техническими данными и демонстрационными видеоматериалами на веб-сайте www.adicolor.it

Декоративна мазилка с метален ефект

Област на приложение: всяка подходящо обработана вътрешна повърхност.

Нанасяне:

- **Shadé S-Пясъчна:** Нанесете продукта с четка в желаната посока, като внимавате да се движите винаги в същата посока за да се покрие постепенно цялата повърхност. Една ръка обикновено е достатъчна за постигане на оптимално покритие.
- **Shadé L-Гладка:** Два слоя с гладък валик или с валик с къс косъм са напълно достатъчни за пълно покриване. Отлични резултати се постигат ако втората ръка се нанася с пистолет за боя.

Преди да нанасяте боята, консултирайте се с техническата документация на продукта и демонстрационните видеоклипове на уебсайта www.adicolor.it

Finisaj decorativ metalizat

Utilizare: orice suprafață internă tratată corespunzător.

Aplicare:

- **Shadé S-Sablat:** întindeți produsul cu pensula în direcția dorită, având grijă să efectuați mișcarea întotdeauna în același sens, acoperind treptat întreaga suprafață. În mod normal, o mână este suficientă pentru a obține finisajul optim.
- **Shadé L-Lucios:** 2 mâini, aplicate cu rolă cu păr scurt, sunt suficiente, în mod normal, pentru o acoperire totală. Se obțin rezultate optime dacă a doua mână este aplicată cu spray.

Înainte de aplicare, consultați Fișele tehnice ale produselor și materialele video demonstrative de pe site-ul www.adicolor.it

金属涂饰

应用领域: 任何已经过适当处理的内部表面。

涂刷:

- **Shadé S-磨砂:** 用刷子在想要的方向上进行涂刷, 同时注意刷子的运动要始终朝着同一个方向, 逐渐涂刷直至覆盖整个表面。涂一层通常就足以取得最佳的表面效果。
- **Shadé L-光滑:** 使用短毛辊筒, 涂2层, 通常就足以覆盖全部。第2层使用喷涂法可取得最好的效果。

在涂刷之前, 请查阅网站www.adicolor.it上的产品技术数据表和演示视频

تشطيب زخرفي معدني

مجالات التطبيق: أي سطح داخلي مُعالج بشكل مناسب.

الاستخدام:

- **شاديه ساببياتا "Shadé S-Sabbiata":** يُبسَط المنتج باستخدام فرشاة الطلاء في الاتجاه المرغوب به مع العناية بتنفيذ الحركة دائمًا في نفس الاتجاه لتغطية السطح بأكمله تدريجيًا. عادة ما تكفي طبقة واحدة للحصول على التشطيب الأمثل.
- **شاديه ليشا "Shadé L-Liscia":** عادة ما تكفي طبقتين، بفرشاة ذات شعيرات مشدبة أو قصيرة، للحصول على التغطية التامة. يتم الحصول على نتائج ممتازة عند تطبيق الطبقة الثانية بالرش.

قبل الاستخدام، يرجى الرجوع لبطاقات البيانات الفنية للمنتجات ومقاطع الفيديو التوضيحية المتوفرة على الموقع الإلكتروني www.adicolor.it



Adicolor s.r.l.

20060 Triginto di Mediglia (MI) - ITALY
Strada Provinciale 159, n. 2
Tel. +39 02 90 660 740 r.a.
www.adicolor.it - info@adicolor.it

Azienda con sistema di qualità certificata
ISO 9001:2015 da Bureau Veritas Italia