

Sandé





"Carezze di sabbia" con effetto tono su tono

Finitura decorativa opaca a base di sabbia di quarzo naturale e piacevolmente ruvida al tatto. Ideale per conferire agli ambienti, sia classici che moderni, il fascino rustico delle superfici di un tempo.

"Caresses of sand" with tone-on-tone effect

Decorative matt finish based on natural quartz sand that result pleasantly textured to the touch. Ideal for giving rooms of both classic and modern style, the rustic charm of surfaces from the past.

"Caresses de sable" avec effet ton-sur-ton

Finition mate décorative à base de sable de quartz naturel et agréablement rugueux à toucher. Idéal pour donner aux chambres, de style classiques ou modernes, le charme rustique des surfaces du passé.



SD 745



SD 746 + SD 747



SD 648 + SD 742



SANDÉ BASE BIANCA




SD 601




SD 602



SD 603



SD 604



SD 605



SD 606




SD 607




SD 608



SD 609



SD 610




SD 611



SD 612



SD 613




SD 614




SD 615



SD 616




SD 617




SD 618




SD 619




SD 620




SD 621




SD 622




SD 623



SD 624




SD 625




SD 626



SD 627



SD 628



SD 629



SD 630



SD 631



SD 632




SD 633



SD 634




SD 635



SD 636



SD 637



SD 638




SD 639



SD 640



SD 641



SD 642




SD 643




SD 644



SD 645



SD 646



SD 647



SD 648




SD 649




SD 650



SD 651



SD 652



SD 653



SD 654




SD 655




SD 656



SD 657



SD 658



SD 659



SD 660



SD 661




SD 662



SD 663



SD 664



SD 665



SD 666



SD 667




SD 668



SD 669



SD 670




SD 671




SD 672




SD 673




SD 674



SD 675



SD 676




SD 677



SD 678




SD 679




SD 680



SD 681



SD 682



SD 683



SD 684




SD 685




SD 686




SD 687



SD 688



SD 689




SD 690




SD 691




SD 692




SD 693



SD 694



SD 695



SD 696



SD 697



SD 698



SD 699



SD 700



SD 701



SD 702



SD 703



SD 704




SD 705



SD 706



SD 707



SD 708




SD 709



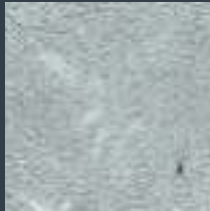
SD 710




SD 711



SD 712



SD 713



SD 714



SD 715



SD 716



SD 717



SD 718



SD 719



SD 720



SD 721



SD 722



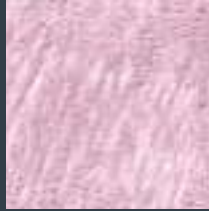
SD 723



SD 724



SD 725



SD 726



SD 727



SD 728



SD 729



SD 730



SD 731




SD 732



SD 733




SD 734



SD 735



SD 736




SD 737



SD 738



SD 739




SD 740




SD 741



SD 742



SD 743



SD 744

**“Carezze di sabbia”
con effetto tono su tono**

Campo d'impiego: supporti interni ed esterni in muratura, gesso, cartongesso, legno, metallo, ecc. adeguatamente preparati.

Applicazione:

1. Stendere il prodotto con l'apposito pennello in modo incrociato e disuniforme partendo da un angolo alto della parete a scendere.
Aver cura di distribuire la parte più sabbiosa onde evitare di avere zone con eccessi di prodotto.

Prima dell'applicazione, consultare la Scheda Tecnica del prodotto ed il video dimostrativo sul sito www.adicolor.it

**“Liebkosungen des Sandes”
mit Ton-in-Ton-Effekt**

Anwendungsbereich: Entsprechend vorbereitete Flächen im Innen- und Außenbereich aus Ziegel, Gips, Rigips, Holz, Metall usw.

Anwendung:

1. Das Produkt mit einem eigenen Pinsel verkreuzt und ungleichmäßig von einem Eck am oberen Rand der Wand nach unten auftragen. Dabei den sandigeren Teil verteilen, damit keine Bereiche mit zu hohem Produktanteil entstehen.

Vor der Anwendung das Technische Datenblatt des Produkts einsehen und das Erklärungsvideo auf der Website www.adicolor.it ansehen

**“Песочные ласки”
с тональным эффектом”**

Область применения: надлежащим образом подготовленные поверхности каменной кладки, штукатурки, гипсокартона, дерева, металла и т. д.

Применение:

1. нанесите продукт специальной кистью перекрестным и неровным способом, начиная с верхнего угла стены вниз. Распределите песчаную часть, чтобы избежать накопления избытка продукта.

Перед применением ознакомьтесь с техпаспортом продукта и демонстрационным видео на сайте www.adicolor.it

**“Sand caresses”
Fine sand effect textured designer paint**

Intended use: for interiors and exteriors on rendered walls, plasters, plasterboards, wood, metal, etc., appropriately treated.

Application:

1. Apply the product to the surface with the Sandé brush in uneven, crossed movements, ensuring a regular and pleasant distribution of the sand.
Start applications from the top corner of the wall and work downwards.

Prior to application, consult the Technical Data Sheet of the product and view the tutorial video on www.adicolor.it

**“Caricias de arena”
con efecto tono sobre tono**

Sector de empleo: soportes internos y externos de mampostería, yeso, cartón piedra, etc., adecuadamente preparados.

Aplicación:

1. extender el producto con el pincel específico de forma cruzada y no uniforme empezando de un ángulo alto de la pared y bajando. Prestar atención a distribuir la parte más arenosa para evitar tener zonas con excesos de producto.

Antes de la aplicación, consultar la Ficha Técnica del producto y el video demostrativo en la página web www.adicolor.it

“Пясъчни ласки” с ефект тон върху тон

Област на приложение: вътрешни и външни тухлени стени, гипс, гипсокартон, дърво, метал и др. подходящо обработена повърхност.

Нанасяне:

1. с помощта на специална четка нанасяйте неравномерно по повърхността с къси пресечени движения, започвайки от горния край на стената надолу. Внимавайте да разпределите добре пясъчната част, за да избегнете излишци от продукта.

Преди да използвате продукта, запознайте се с техническото му описание и с демонстрационното видео на сайта www.adicolor.it

**“Douceurs de sable” Peinture décorative
à base de sables fins naturels**

Utilisation: surfaces intérieures et extérieures telles que enduits, dérivés de plâtre, bois, métal, etc., bien traités au préalable.

Application:

1. Utilisez la brosse Sandé et appliquer de manière inégale à la surface en créant des motifs de chevauchement à chaque passe, afin d'assurer une répartition du sable sur la surface.
Commencer de préférence l'application à partir de l'angle supérieur de la paroi, vers le bas.

Avant l'application, consulter la Fiche Technique du produit et voir la vidéo tutorial sur www.adicolor.it

**“Carícias de areia”
com efeito tom sobre tom**

Âmbito de emprego: suportes internos e externos de alvenaria, gesso, placas de gesso, madeira, metal, etc. devidamente preparados.

Aplicação:

1. estender o produto com o pincel apropriado de forma cruzada e não uniforme, começando por um canto alto da parede a descer. Distribuir a parte mais arenosa cuidadosamente, para evitar áreas com excesso de produto.

Antes da aplicação, consultar a Ficha Técnica do produto e o vídeo demonstrativo no site www.adicolor.it

**„Sand caresses” Vopsea decorativă
texturată cu efect de nisip fin**

Utilizare: pentru pereți interiori, panouri din gips, gips-carton, lemn, metal etc., tratate corespunzător.

Aplicare:

1. Utilizați pensula corespunzătoare Sandé și aplicați neuniform pe suprafață cu mișcări încrucișate, răsuind și suprapunând straturile de fiecare dată, asigurând o distribuție regulată și plăcută a nisipului pe suprafață. Începeți să aplicați din colțul de sus al peretelui și continuați în jos.

Înainte de aplicare, consultați Fișa de date tehnică a produsului și vizionați tutorialul video de pe www.adicolor.it

杉德 – 细沙效果的乳胶漆

预期用途: 经过适当处理, 用于墙壁, 灰泥, 石膏板, 木材, 金属等的内部装饰

使用方法: 1. 使用合适的Sandé刷子, 并使用交叉笔划不均匀地涂抹在表面上, 每次都要翻转和重叠, 确保沙子在表面上有规律和愉快的分布。从墙的顶角开始涂抹并用向下工作

在涂抹之前, 请查阅本产品的技术数据表, 也可以登录www.adicolor.it观看教学视频

**«لمسات من الرمال»
بتأثير لون على لون**

مجال الاستخدام: الجدران الداخلية والخارجية المبنية بالطوب أو المصنوعة من الجبس أو الألواح الجصية أو الخشب أو المعدن أو ما شابه، وذلك بعد تحضيرها بالصورة المناسبة.

التطبيق:
1) افرد المنتج باستخدام الفرشاة المخصصة بحركات متقاطعة وغير متساوية، انطلاقاً من إحدى الزوايا المرتفعة في الحائط مع الهبوط نحو الأسفل. اهتم بتوزيع الجزء الذي يتركز به التأثير الرملي لتجنب وجود أماكن تحتوي على كمية مفرطة من المنتج.

قبل الاستخدام، اطلع على الخصائص الفنية للمنتج والفيديو التوضيحي الموجود على الموقع الإلكتروني www.adicolor.it




Genuine Italian Made


Adicolor s.r.l.
20060 Triginò di Mediglia (MI) - ITALY
Strada Provinciale 159, n. 2
Tel. +39 02 90 660 740 r.a.
www.adicolor.it - info@adicolor.it




Azienda con sistema di qualità certificata ISO 9001:2015 da Bureau Veritas Italia



Per interni ed esterni
For interiors and exteriors
Pour intérieurs et extérieurs




Diluzione: pronta all'uso
Thinning: ready to use
Dilution: prêt à l'emploi



4-5 h*
24 h min**

Essiccazione
* al tatto ** in profondità
Drying time
* touch dry | ** thoroughly dry
Séchage
* sec au toucher | ** séchage complet
Sovraverniciabile: 10 - 12 ore
Recoat time: 10 to 12 h
Recouvrable: après 10 à 12 h




6-8 m² / l

Resa per mano a seconda dell'effetto
Yield per coat according to the effect
Rendement par couche selon l'effet

ADICOLOR PER L'AMBIENTE

EMISSIONI NELL'ARIA INTERNA*



I colori di questo catalogo sono da ritenersi indicativi.
The colors presented on this catalogue are for guidance only.
Les couleurs figurant dans ce catalogue sont purement indicatives.

*Informazioni sul livello di emissioni di sostanze volatili nell'aria interna, con rischio di tossicità per inalazione, su una scala che va dalla classe A+ (emissioni molto lievi) alla classe C (forti emissioni).

ADICOLOR FOR THE ENVIRONMENT